

## Sales and Service

### Notice of Additional Overseas Standards Labels and Attaching Manufacturer's Label to the Linear Servo Motors

Thank you for your continued patronage of the Mitsubishi general-purpose AC servo and FA products. Following the compliance of our linear servo motors with overseas standards, we are adding labels to the following products as indicated below. With this change, we will now be attaching the manufacturer's label directly to the product. We ask for your understanding in this matter.

#### 1. Target Models

The following AC linear servo motors are subject to additional labels.

LM-H2 series/LM-H3 series/LM-F series/LM-U2 series/LM-K2 series

Note: Special models are exempt.

#### 2. Purpose

- (1) To enhance production management
- (2) To comply with overseas standards (The European Union Directive, UL/CSA standards)

#### 3. Schedule




These changes will be made sequentially from April 2013 production.

Due to the stock, there may be cases when both the new and old parts are in the distribution stage. We ask for your understanding in this matter.

#### 4. Details of Change

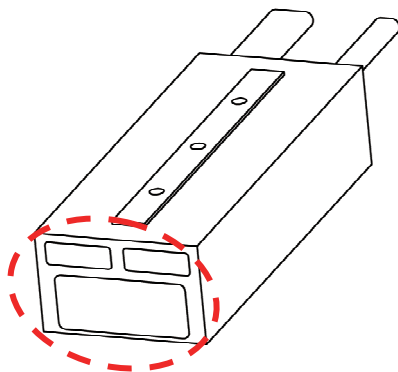
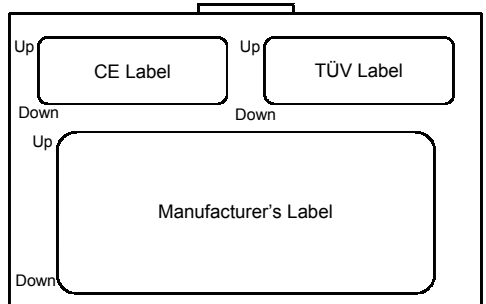
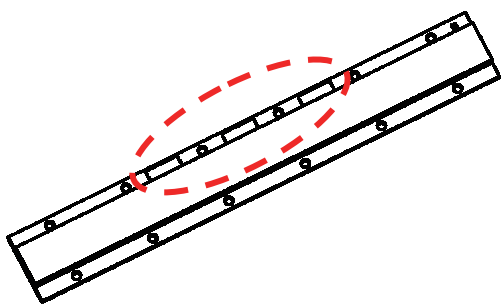
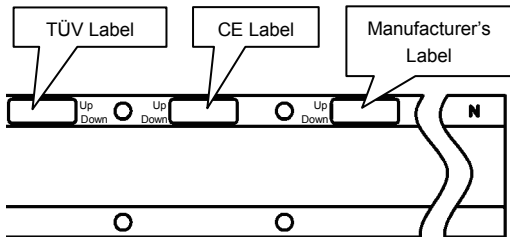
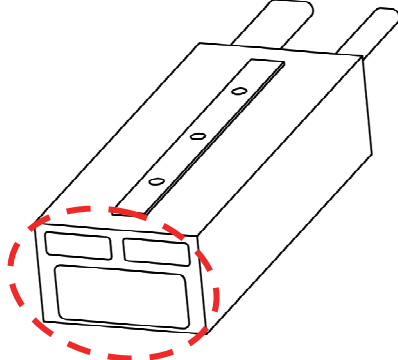
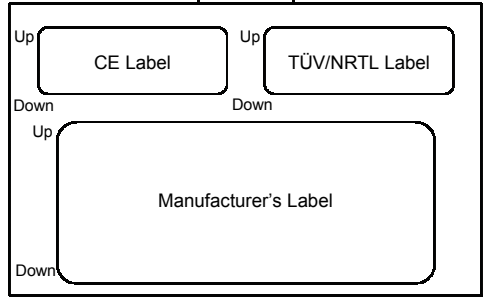
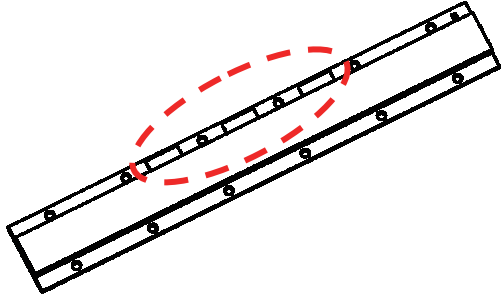
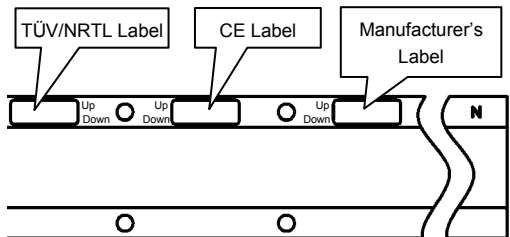
- (1) The labels with the following logos of the overseas standards (CE, TÜV, NRTL) will be added. This change does not affect the functions and performance of the products.

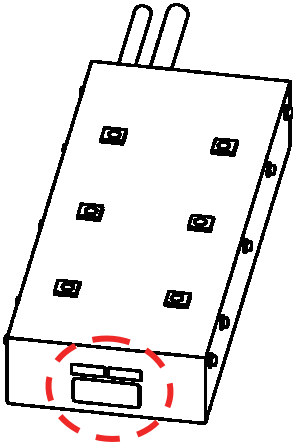
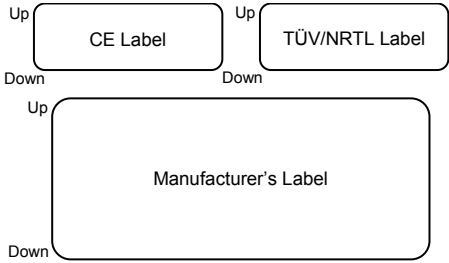
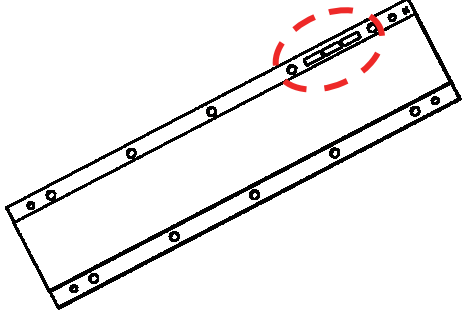
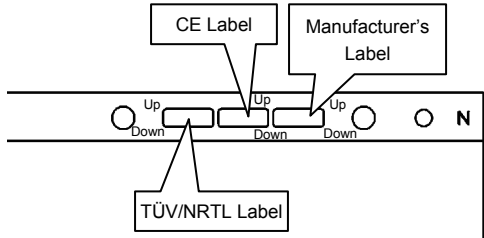
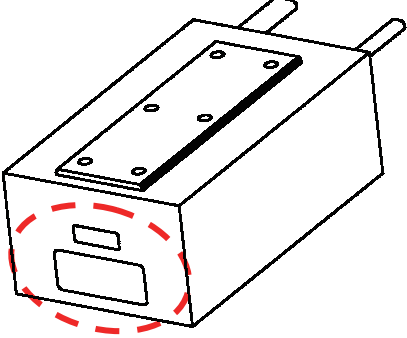
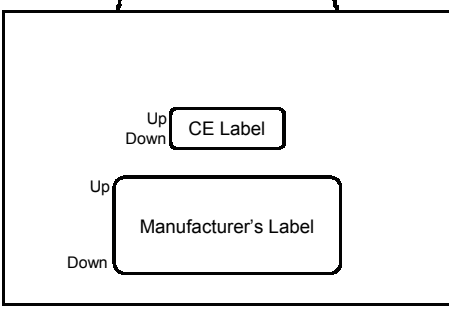
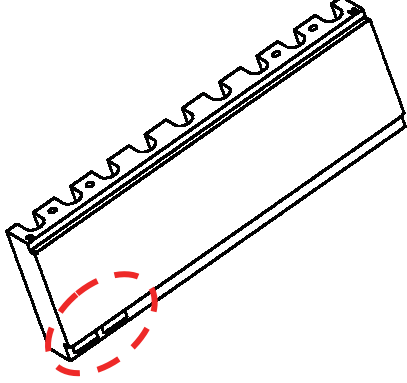
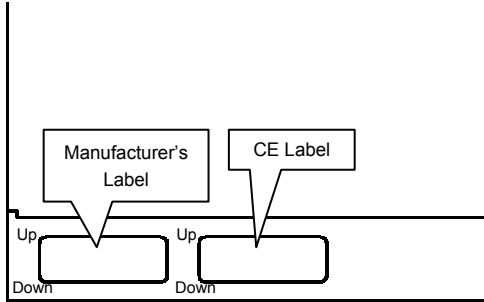
Table 1 Before change

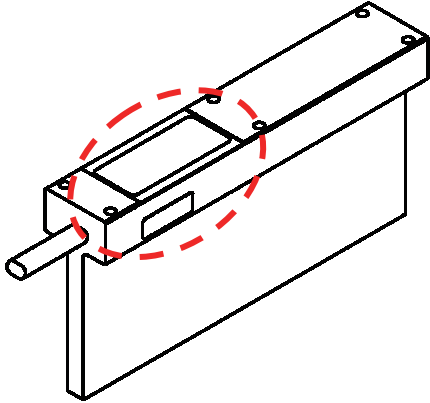
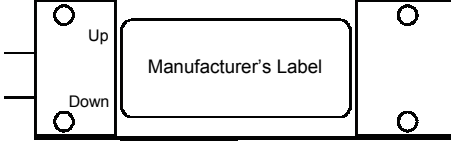

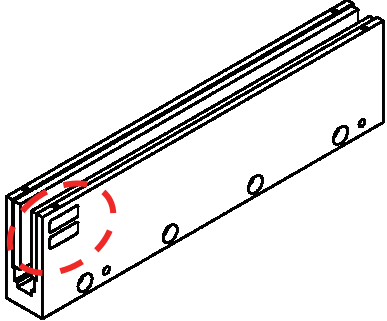
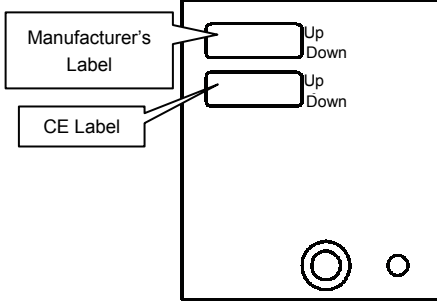
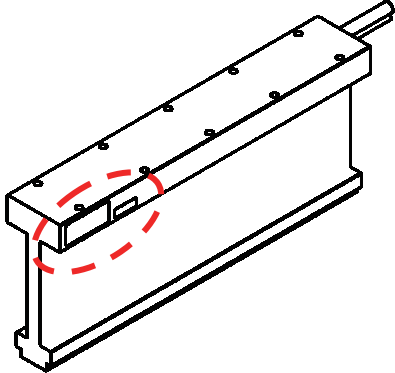
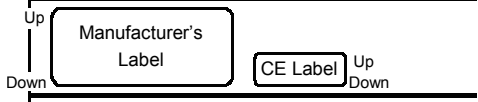
Layout	CE Label	TÜV/NRTL Label	
	 CE	 TÜV	 NRTL
	CE	TÜV	NRTL
LM-H2	○	○	-
LM-H3	○	○	○
LM-F	○	○	○
LM-K2	○	-	-
LM-U2	○	-	-

- (2) The manufacturer's labels will now be attached directly to the product on the primary side (secondary side for LM-K2 series).

<b>Date of issue</b>	March 2013	<b>Title</b>	Notice of Additional Overseas Standards Labels and Attaching Manufacturer's Label to the Linear Servo Motors	Mitsubishi Electric Corp., Nagoya Works 5-1-14 Yada-minami, Higashi-ku, Nagoya 461-8670 Tel.: +81 (52) 721-2111 Main line
----------------------	------------	--------------	--	---

Model	Product view	Labelling area close-up (dotted line)
LM-H2	<p data-bbox="279 414 343 459">Primary side</p> 	
	<p data-bbox="279 795 343 840">Secondary side</p> 	
LM-H3	<p data-bbox="279 1176 343 1220">Primary side</p> 	
	<p data-bbox="279 1556 343 1601">Secondary side</p> 	

Model	Product view	Labelling area close-up (dotted line)
LM-F	<p>Primary side</p>  <p>A perspective view of the LM-F primary side. The device is rectangular with two wires extending from the top. A red dashed circle highlights the bottom edge where labels are located.</p>	<p>Labelling area close-up (dotted line)</p>  <p>A close-up diagram of the labelling area on the primary side. It shows three label positions: a 'CE Label' and a 'TÜV/NRTL Label' at the top, and a larger 'Manufacturer's Label' at the bottom. Arrows indicate 'Up' and 'Down' directions for each label.</p>
	<p>Secondary side</p>  <p>A perspective view of the LM-F secondary side. A red dashed circle highlights the bottom edge where labels are located.</p>	 <p>A close-up diagram of the labelling area on the secondary side. It shows three label positions: 'CE Label' and 'Manufacturer's Label' at the top, and 'TÜV/NRTL Label' at the bottom. Arrows indicate 'Up' and 'Down' directions. A terminal marked 'N' is visible on the right.</p>
LM-K2	<p>Primary side</p>  <p>A perspective view of the LM-K2 primary side. A red dashed circle highlights the bottom edge where labels are located.</p>	 <p>A close-up diagram of the labelling area on the primary side. It shows two label positions: 'CE Label' at the top and 'Manufacturer's Label' at the bottom. Arrows indicate 'Up' and 'Down' directions.</p>
	<p>Secondary side</p>  <p>A perspective view of the LM-K2 secondary side. A red dashed circle highlights the bottom edge where labels are located.</p>	 <p>A close-up diagram of the labelling area on the secondary side. It shows two label positions: 'Manufacturer's Label' at the top and 'CE Label' at the bottom. Arrows indicate 'Up' and 'Down' directions.</p>

Model	Product view	Labelling area close-up (dotted line)
	<p data-bbox="279 432 347 479">Primary side</p> 	<p data-bbox="975 271 1054 293">Top view</p>  <p data-bbox="975 465 1054 488">Side view</p> 
	<p data-bbox="271 853 362 900">Secondary side</p> 	
LM-U2	<p data-bbox="279 1261 347 1308">Primary side</p> 	
	<p data-bbox="271 1688 362 1736">Secondary side</p> 