

Sales and Service

Change in Appearance of Input/Output Signal Connectors of General-Purpose AC Servo Amplifiers

Thank you for your continued patronage of the Mitsubishi Electric AC servo system. The appearance of the input/output signal connectors will be changed as follows. This change does not affect the functions and performance of the products.

1. Target Model







MR-J4-GF, MR-J4-B, MR-J4-DU-B, MR-JN-A, MR-JE-B, MR-JE-C
Excluding MR-J4W2-B and MR-J4W3-B

2. Reason for the Change

To improve the obtainability of the parts

3. Details of the Change

The input/output signal connectors will have tapped holes instead of lock nuts. The existing connector sets and cables will fit into the changed connectors properly.

MR-J4-10GF	Before change	After change	MR-JN-10A	Before change	After change
					
	20 pins	20 pins		26 pins	26 pins

4. Schedule

This change will be made sequentially from the July 2020 production.

Note that, depending on the stock status, the products with both the former and new appearances may be distributed in the market around the same time.

Date of issue	April 2020	Title	Change in Appearance of Input/Output Signal Connectors of General-Purpose AC Servo Amplifiers	Mitsubishi Electric Corp., Nagoya Works 1-14, Yada-minami 5-chome, Higashi-ku, Nagoya 461-8670 Tel.: +81 (52) 721-2111 Main line
----------------------	------------	--------------	---	--