

TECHNICAL BULLETIN

[Issue No.] FA-A-0157

[Page] 1/2

[Title] Compliance with IEC/EN61010-2-201(issued in 2013)

[Date of Issue] July 2013

[Relevant Models] MELSEC-Q/L/QS/AnS/QnAS series, CC-Link, CC-Link/LT, and CC-Link IE Field Network

Thank you for your continued support of Mitsubishi programmable controllers, MELSEC-Q/L/QS/AnS/QnAS series, CC-Link, CC-Link/LT, and CC-Link IE Field Network.

Due to compliance with IEC/EN61010-2-201 (for electrical safety requirements for programmable controller issued in 2013), we have changed the functional ground symbol. The protective ground has been changed to the functional ground as well. There is no impact on the general specifications, performance specifications, functions, and external dimension due to this change.

1. Reasons for changes

To comply with IEC/EN61010-2-201 (issued in 2013)

2. Relevant models





Products of the following series are targeted. (Some models are exempt.)

- MELSEC-Q series
- MELSEC-L series
- MELSEC-QS series
- MELSEC-AnS series
- MELSEC-QnAS series
- CC-Link
- CC-Link/LT
- CC-Link IE Field Network

3. Change details

(1) Change of the functional ground symbol

The functional ground symbol has been changed as follow.

Before change	After change
(FG) 	(FG) 
(LG) 	(LG) 

(2) Change of the protective ground to the functional ground

The existing Mitsubishi programmable controller has been adopted the protective ground for guarantee the safety against electric shock and the improvement of anti-noise performance. Due to comply with IEC/EN61010-2-201, we have improved the internal insulation of the programmable controller; consequently, the protective ground is changed to the functional ground. However, the existing wiring for the power supply such as power cables and ground wires does not need to be changed. Apply the conventional wiring for the ground wires when installing a new power supply.

TECHNICAL BULLETIN

[Issue No.] FA-A-0157

[Page] 2/2

[Title] Compliance with IEC/EN61010-2-201(issued in 2013)

[Date of Issue] July 2013

[Relevant Models] MELSEC-Q/L/QS/AnS/QnAS series, CC-Link, CC-Link/LT, and CC-Link IE Field Network

(a) Change of the insulation wall height of power supply module internal terminal block

In order to keep the insulation distance between each internal terminal, the height of the insulation wall (side and back) has been changed.

However, the following modules are exempt because these modules already have internal terminal block that satisfies the required insulation distance.



- MELSEC-Q series Slim type AC input power supply module Q61SP
- MELSEC-L series AC input power supply module L61P
- MELSEC-L series DC input power supply module L63P
- MELSEC-L series Slim type DC input power supply module L63SP

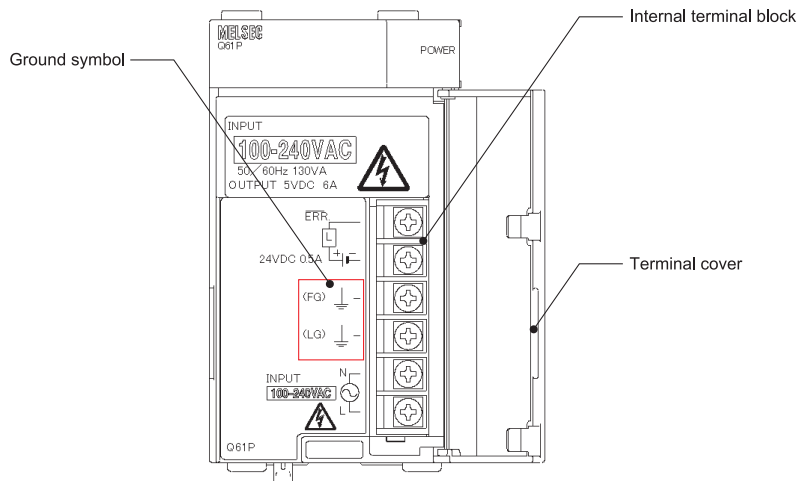
(b) Change of the terminal cover thickness of power supply module

Due to the change of the insulation wall height, the thickness inside the terminal cover also has been changed in order to not contact the internal terminal block and the terminal cover. There is no impact on the external dimension due to this change.

(c) Change of the protective ground symbol

The protective ground symbol is changed to the functional ground symbol as follow.

Before change	After change
(LG) 	(LG) 



[Example] Changes of Q61P (after change)

4. Data of change

The changes have been made to products since July 2013.

Note that some products and manuals before change may be distributed in the market around this date.