

Sales and Service

Change in Appearance and Shape of Oil Caps and Air Vent Valves for Geared AC Servo Motors

Thank you for your continued patronage of the Mitsubishi Electric AC servo system. The appearance and the shape of geared AC servo motors will be changed as follows.

1. Target Model

Geared servo motors for general industrial machines: HK-ST series (HK-ST_G1 and HK-ST_G1H)
HG-SR series (HG-SR_G1 and HG-SR_G1H)
(Only applied to the oil-lubricated models)

2. Reason for the Change

To improve the obtainability

3. Details of the Change

The appearance and the shape of oil caps and air vent valves for gear reducers will be changed. (Refer to 5. Comparison Before and After the Change.)

The parts to be changed for each gear reducer are shown in the following table.

Table 1. List of gear reducer models and parts to be changed for HK-ST series and HG-SR series

Mounting direction		Shaft horizontal		Shaft downward	
Gear reducer model		CHHM (Foot-mounting)	CHVM (Flange-mounting)	CVHM (Foot-mounting)	CVVM (Flange-mounting)
Gear reducer frame No.	6130/6135	Oil cap	Air vent valve	Air vent valve	Air vent valve
	6160/6165			Not subject to the change (oil-level gauge)	Oil cap
	6170/6175				
	6180/6185				
	6195				

* The change will be applied only to the oil-lubricated gear reducers and not to the grease-lubricated models.

4. Schedule


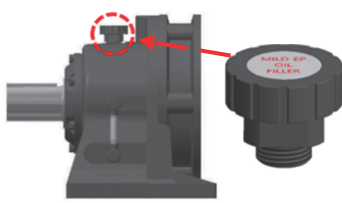








This change will be made sequentially from the October 2024 production.

There may be cases where both the former and new products exist in the distribution stage.

Date of issue	July 2024	Title	Change in Appearance and Shape of Oil Caps and Air Vent Valves for Geared AC Servo Motors	Mitsubishi Electric Corp., Nagoya Works 1-14, Yada-minami 5-chome, Higashi-ku, Nagoya 461-8670 Tel.: +81 (52) 721-2111 Main line
----------------------	-----------	--------------	---	--

5. Comparison Before and After the Change

Table 2. Comparison of changes in the appearance and the shape of oil caps and air vent valves

Details of the change	Model	Before	After
Appearance of oil cap	CHHM	 <p>Appearance of gear reducer Resinous</p>	 <p>Appearance of gear reducer Metallic</p>
	CVVM	 <p>Appearance of gear reducer Resinous</p>	 <p>Appearance of gear reducer Metallic</p>
Appearance of air vent valve	CHVM	 <p>Appearance of gear reducer Resinous</p>	 <p>Appearance of gear reducer Metallic</p>
	CVVM	 <p>Appearance of gear reducer Resinous</p>	 <p>Appearance of gear reducer Metallic</p>
	CVHM	 <p>Appearance of gear reducer Resinous</p>	 <p>Appearance of gear reducer Metallic</p>

* The appearance of gear reducers above are just illustrations, and the actual gear reducers will be different in color. The same paint color will be used before and after the change.