

TECHNICAL BULLETIN

[Issue No.] GOT-A-0049

[Page] 1/3

[Title] Production Resumption of the GT16 Models with the Connector of the Option Function Board Interface (for the MES Interface Function)

[Date of Issue] September 2011

[Relevant Models] GOT1000 Series (GT16 Models)

Thank you for your continued support of Mitsubishi Graphic Operation Terminal (GOT).

In Technical Bulletin GOT-A-0040 "Change to the Option Function Board Interface (for the MES Interface Function) of the GT16 Models (Handling of the Great East Japan Earthquake)", we announced the information about the release of the GT16 models without the connector of the option function board interface (for the MES interface function). However, the connector is now available and we will resume production of the GT16 models with the connector (normal GOTs).

1. Target GOT

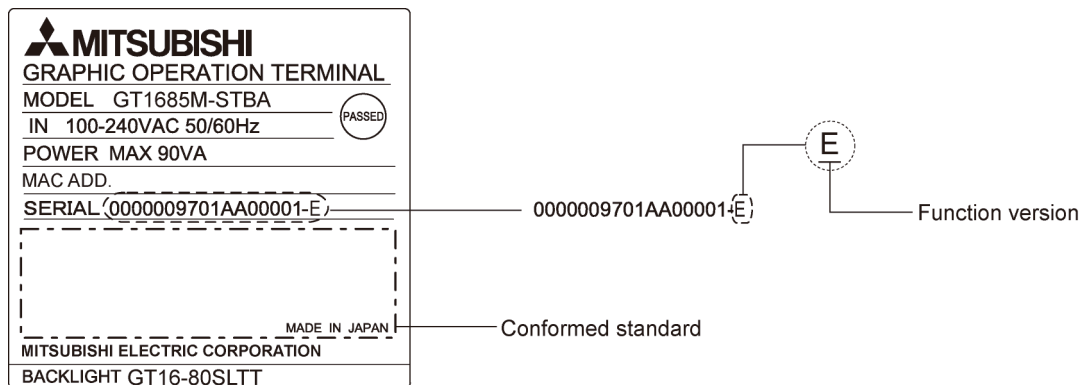
GT16 models (excluding the GT1665HS-VTBD that is incompatible with the option function board (for the MES interface function))

2. How to identify the normal GOT

Function version E or later applies to the normal GOT.

The following shows how to check the function version.

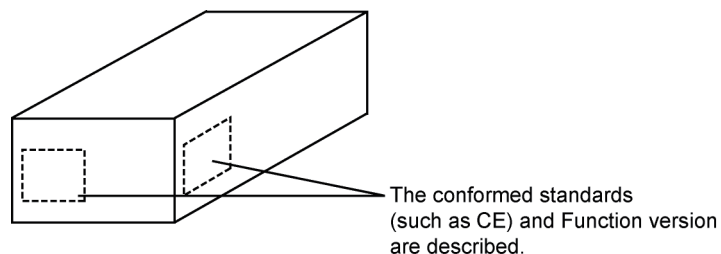
■ Rating plate (GOT rear face)



■ Packing box

You can also check the function version with the labels on the GOT packing box.

The positions of the labels differ depending on the model and the shipment date.



TECHNICAL BULLETIN

[Issue No.] GOT-A-0049

[Page] 2/3

[Title] Production Resumption of the GT16 Models with the Connector of the Option Function Board Interface (for the MES Interface Function)


[Date of Issue] September 2011

[Relevant Models] GOT1000 Series (GT16 Models)


3. Difference between the temporary GOT and the normal GOT

The normal GOT has the connector of the option function board interface (for the MES interface function). You can use the MES interface function with the normal GOT. The other functions and the specifications do not differ between the temporary GOT and the normal GOT.

The option function board interface (for the MES interface function) is located on the extension interface 1 side (the extension interface 2 side for the GT1655 only) on the GOT rear face without the extension unit cover.

Function version C or D	
Temporary GOT	<p><u>Without the connector</u> of the option function board interface (for the MES interface function)</p> 



Function version E or later	
Normal GOT	<p><u>With the connector</u> of the option function board interface (for the MES interface function)</p> 

TECHNICAL BULLETIN

[Issue No.] GOT-A-0049

[Page] 3/3

[Title] Production Resumption of the GT16 Models with the Connector of the Option Function Board Interface (for the MES Interface Function)

[Date of Issue] September 2011

[Relevant Models] GOT1000 Series (GT16 Models)

Version	Print date	Revision
*	September 2011	- First edition