

APPLICATION NOTE

Document NO. AN-UHF-129
Date : 2nd Sep. 2011
Prepared : H.Hiraoka ,Y.Tanaka
Confirmed : S.Kametani
(Taking charge of Silicon RF by
MIYOSHI Electronics)

SUBJECT: RD01MUS2B & RD07MUS2B TETRA 2stage amplifier RF characteristics data.

SUMMARY: This application note shows the TETRA data.

- Sample history :
 - **RD01MUS2B**: Lot No. "TY2"
 - RD07MUS2B: Lot No. "10YAA-G"Reference(AN-UHF116)
 - **RD01MUS2**: Lot No. "571"
 - RD07MUS2B: Lot No. "105AB"

- Measurement conditions :
 - @ f=380 / 405 / 430MHz , Vdd=7.2V,
Idq1=40/150mA(Vdd=7.2V,Vgg1:Adj.), Idq2=250mA(Vdd=7.2V, Vgg2:adj.),
 $\pi/4$ DQPSK, Filter ($\alpha=0.35$), Symbol rate=18ksps,
Band Width=18kHz, Cannel Spacing=25 / 50 / 75KHz

- Results :
 - Page 2 shows ;
ACP vs. Pout & Gp, PAE vs. Pout
(@f=380MHz, Vdd=7.2V, Idq1=40/150mA, ZI=50ohm)

 - Page 3 shows ;
ACP vs. Pout & Gp, PAE vs. Pout
(@f=405MHz, Vdd=7.2V, Idq1=40/150mA, ZI=50ohm)

 - Page 4 shows ;
ACP vs. Pout & Gp, PAE vs. Pout
(@f=430MHz, Vdd=7.2V, Idq1=40/150mA, ZI=50ohm)

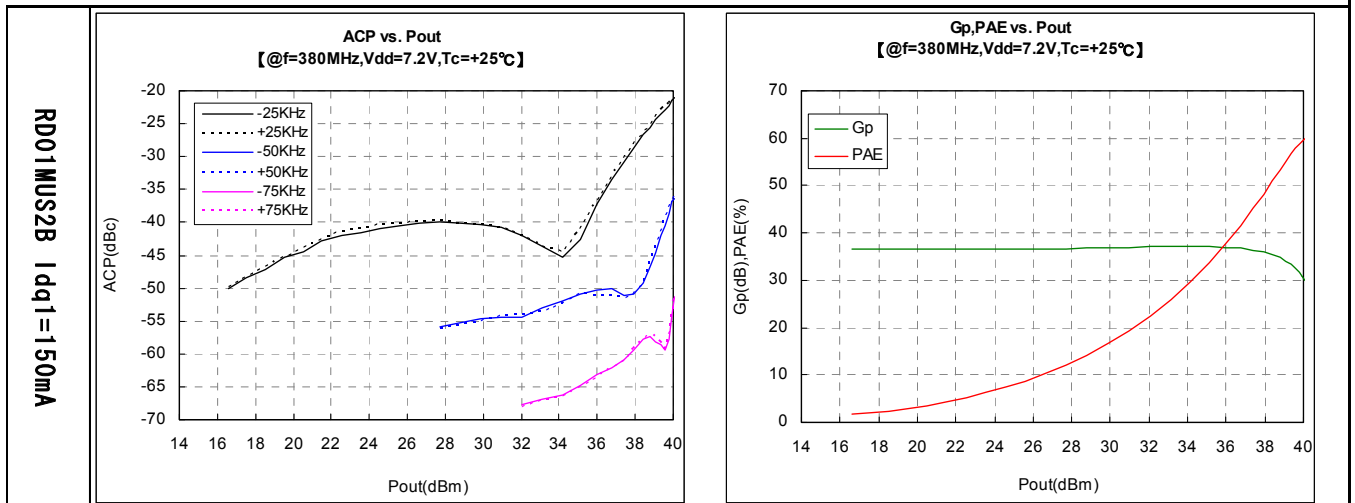
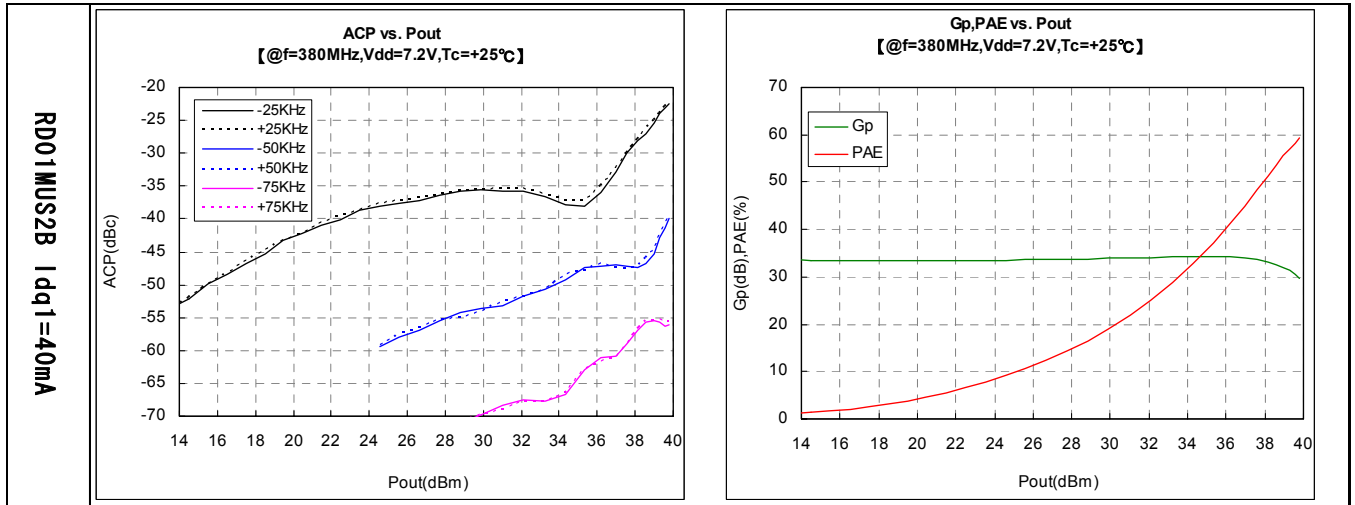
 - Page 5 shows the equivalent circuit.

 - Page 6 shows the TEST BLOCK DIAGRAM.

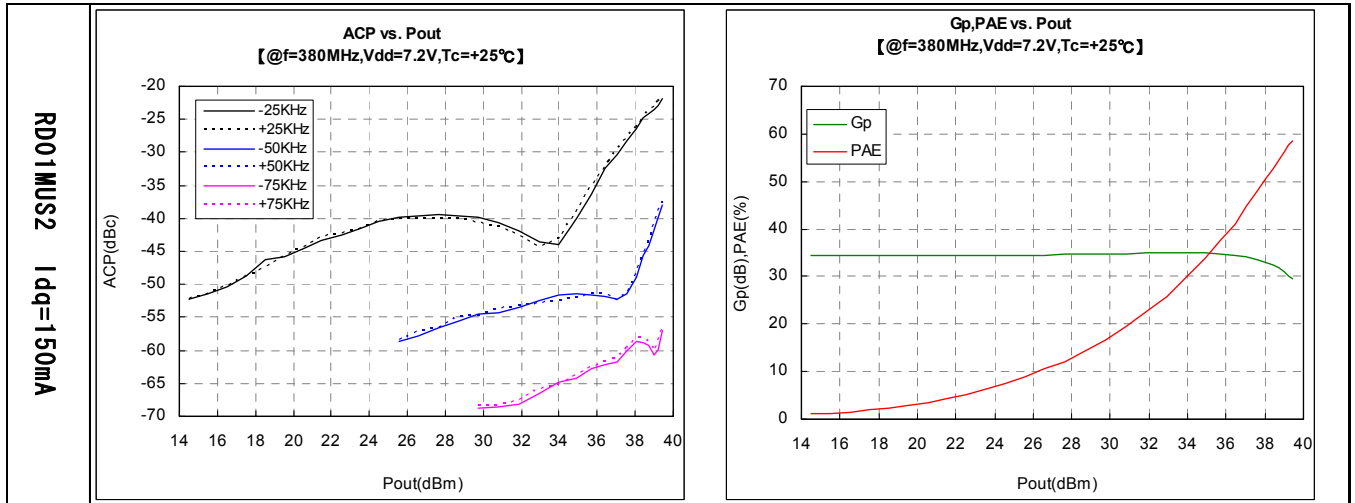
■ ACP vs. Pout(f=380MHz)

■ Gp, PAE vs. Pout(f=380MHz)

*RD01MUS2B + RD07MUS2B



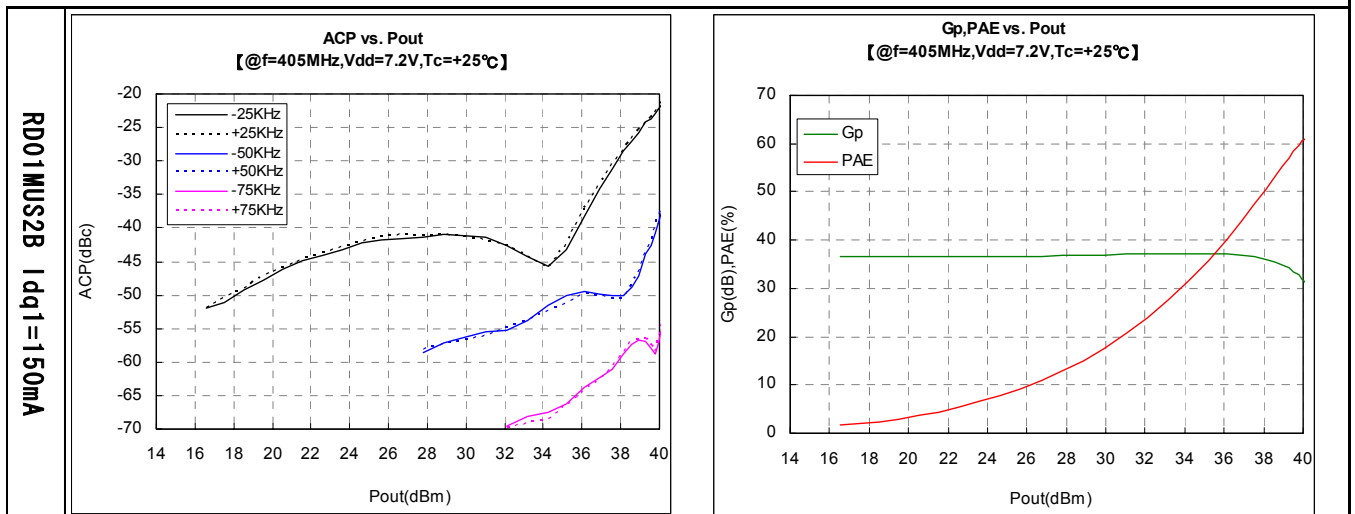
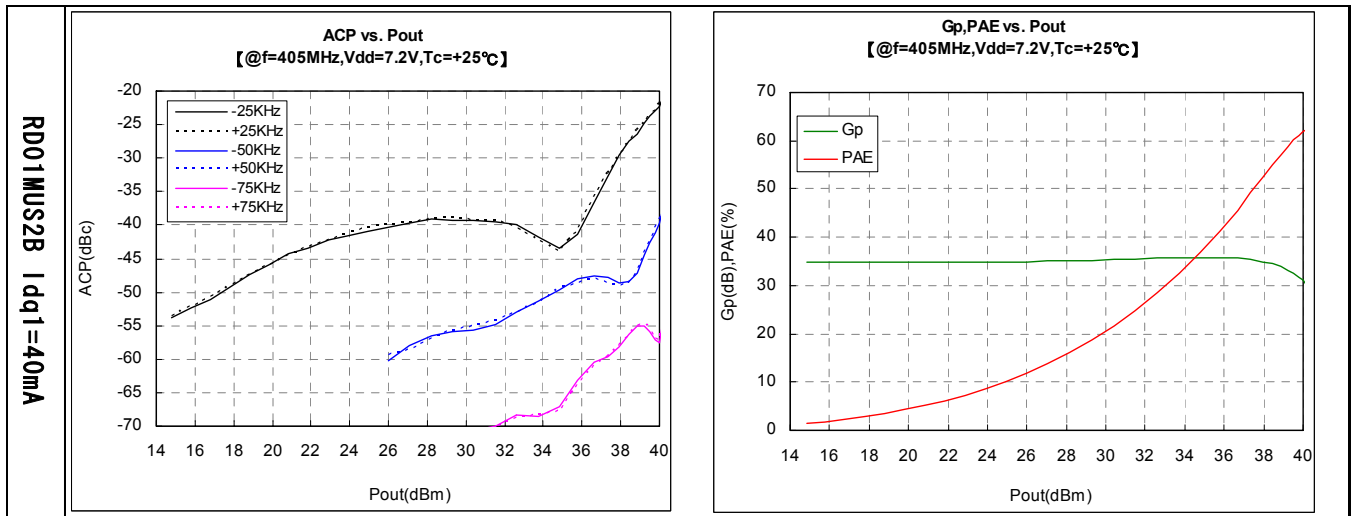
*RD01MUS2 + RD07MUS2B



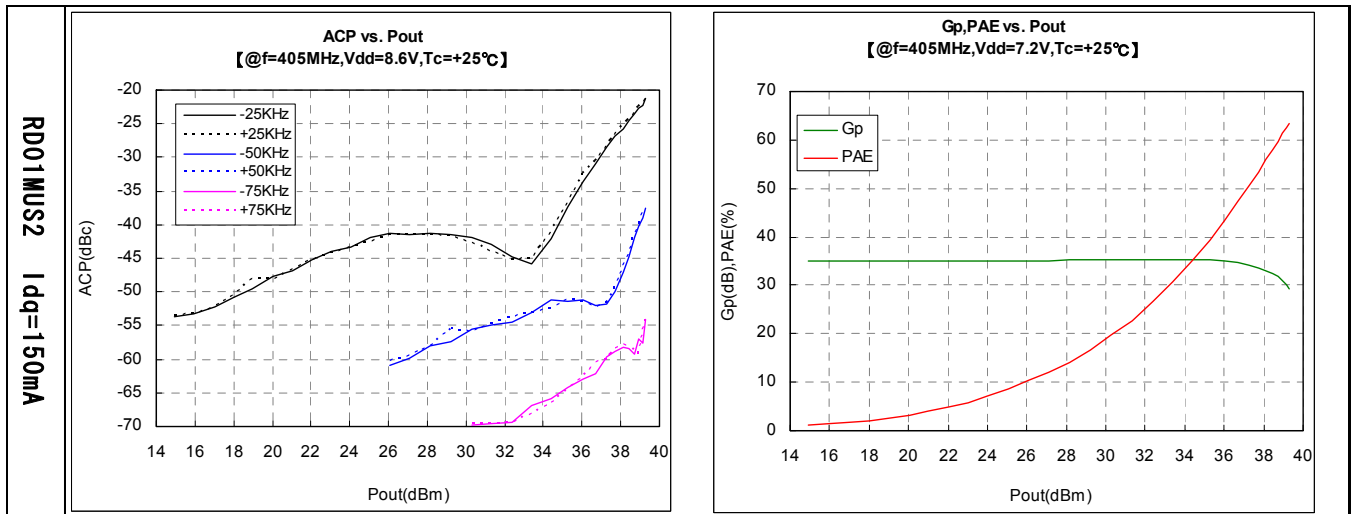
■ ACP vs. Pout(f=405MHz)

■ Gp, PAE vs. Pout(f=405MHz)

*RD01MUS2B + RD07MUS2B



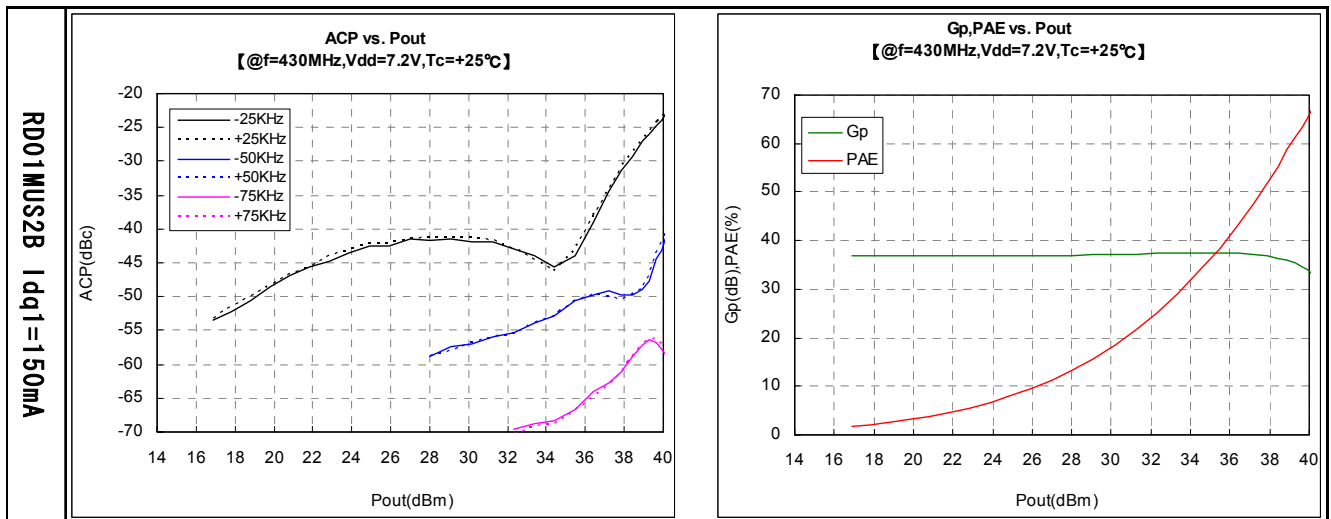
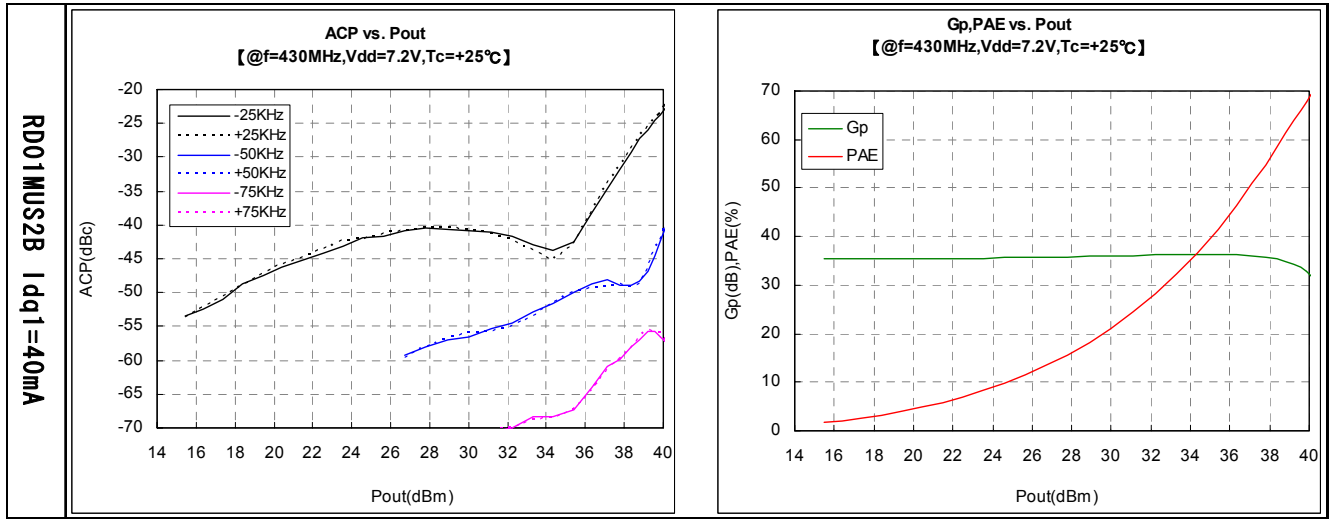
*RD01MUS2 + RD07MUS2B



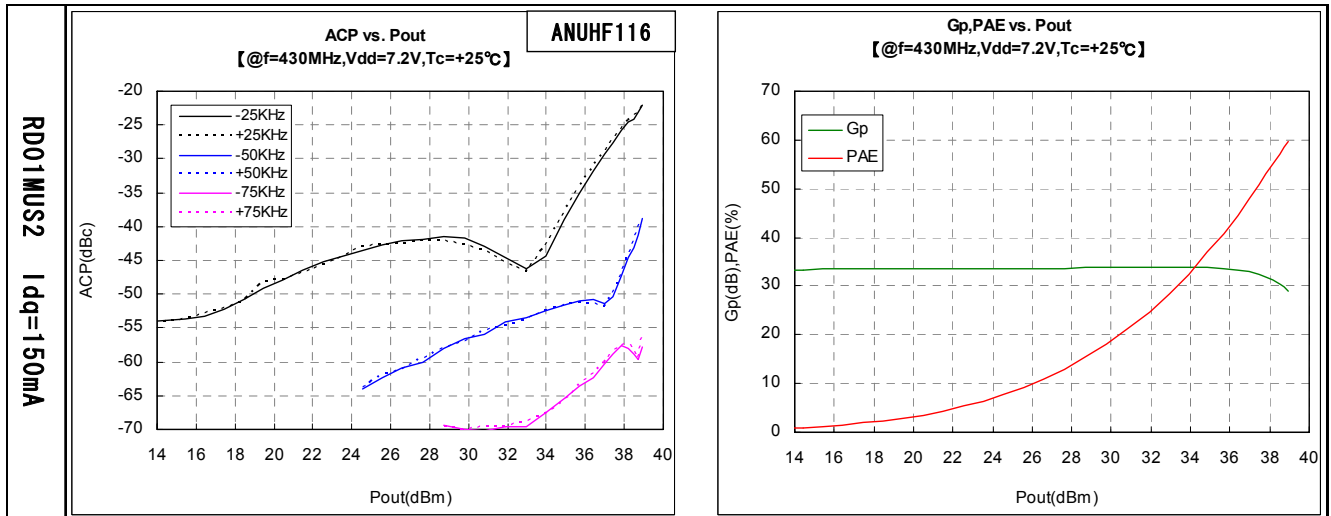
■ ACP vs. Pout(f=430MHz)

■ PAE vs. Pout(f=430MHz)

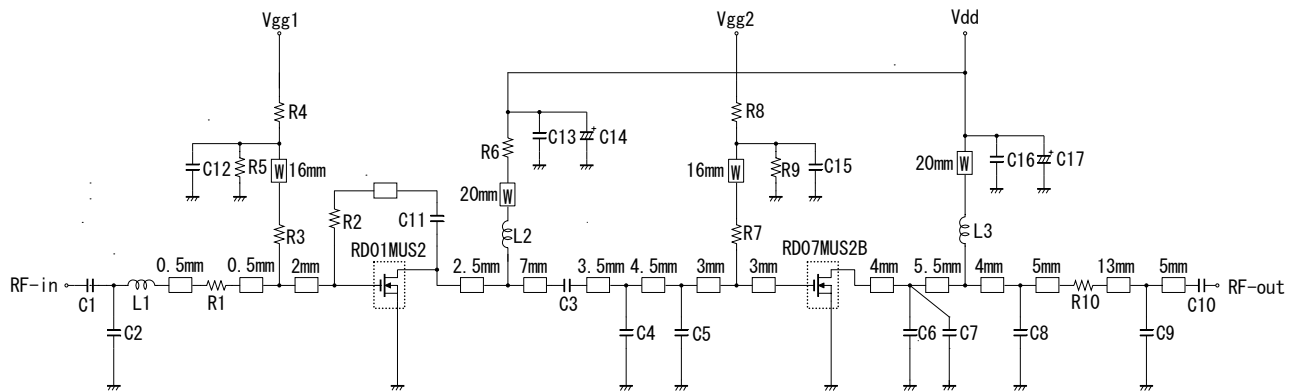
*RD01MUS2B + RD07MUS2B



*RD01MUS2+RD07MUS2B




■RD01MUS2B & RD07MUS2B TETRA 2stage amplifier equivalent circuit



W:Line width=1.0mm
 Note:Board material- Glass-Epoxy Substrate
 Micro strip line width=1.3mm/50ohm, er:4.8, t=0.8mm

| Parts Type | | Value | Type name | Vender |
|------------|-----------------|--|--------------------|-------------------------------|
| Capacitor | C1,C10 | 100pF | GRM1882C1H101JA01D | Murata Manufacturing Co.,Ltd. |
| | C2 | 15pF | GRM1882C1H150JA01D | Murata Manufacturing Co.,Ltd. |
| | C3 | 200pF | GRM1882C1H201JA01D | Murata Manufacturing Co.,Ltd. |
| | C4,C8 | 24pF | GRM1882C1H240JA01D | Murata Manufacturing Co.,Ltd. |
| | C5,C6,C7 | 36pF | GRM1882C1H360JA01D | Murata Manufacturing Co.,Ltd. |
| | C9 | 13pF | GRM1882C1H130JA01D | Murata Manufacturing Co.,Ltd. |
| | C11 | 47pF | GRM1882C1H470JA01D | Murata Manufacturing Co.,Ltd. |
| | C12,C15,C13,C16 | 4700pF | GRM188R11H472KA01D | Murata Manufacturing Co.,Ltd. |
| | C14 | 22μF | A0603 | NICHICON CORPORATION |
| Resistance | R1 | 10 ohm | RPC05-100 | TAIYOSHA ELECTRIC Co.,Ltd. |
| | R2 | 390 ohm | RPC05-391 | TAIYOSHA ELECTRIC Co.,Ltd. |
| | R3,R7 | 100 ohm | RPC05-101 | TAIYOSHA ELECTRIC Co.,Ltd. |
| | R4,R5,R9 | 10K ohm | RPC05-103 | TAIYOSHA ELECTRIC Co.,Ltd. |
| | R6,R10 | 0 ohm | RPC10-0 | TAIYOSHA ELECTRIC Co.,Ltd. |
| | R8 | 27K ohm | RPC05-273 | TAIYOSHA ELECTRIC Co.,Ltd. |
| Inductance | L1 | 15nH | LQG18HN15NJ00D | Murata Manufacturing Co.,Ltd. |
| | L2,L3 | 30.9nH Enameled wire 6Turns, Diameter:0.23mm,φ1.62mm(the out side diameter) | 2306C | yc corporation Co.,Ltd. |



■ TEST BLOCK DIAGRAM

